

MISSION: POSSIBLE

"with God all things are possible"
Matthew 19:26

Te

Go Fishing

Fishing for ideas:

Jesus called out to them, 'Come, be my disciples, and I will show you how to fish for people!'

Mark 1:17

How is sharing God's Word like fishing?


We talk a lot with our friends. Anytime something good happens we have to tell them at school the next day or call them. It maybe so cool you have to text or IM them right away. Funny thing how we will tell everyone about a party, T.V. show; but not about God. Not about how he sent his son to die for our sins so we can go to heaven. We all want our friends to go to heaven, that's a no-brainer. So why aren't we talking?

Discuss with a Parent

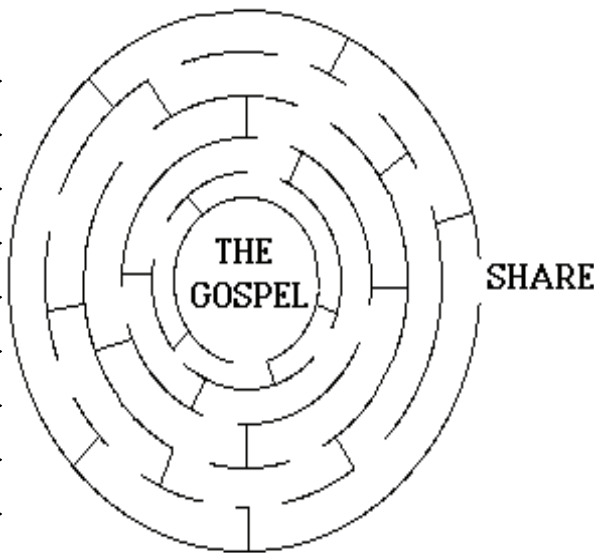
Fill in the Blank

Romans 1:16

I am not _____ of the _____, because it is the _____ of God for the _____ of everyone who _____: first for the Jew, the for the Gentile.



* **Ways you can share the Gospel.** *
*
*
*
*
*
*
*
*
*
*



Inside Story Headline



Caption describing picture or graphic.

This story can fit 150-200 words.

One benefit of using your newsletter as a promotional tool is that you can reuse content from other marketing materials, such as press releases, market studies, and reports.

While your main goal of distributing a newsletter

might be to sell your product or service, the key to a successful newsletter is making it useful to your readers.

A great way to add useful content to your newsletter is to develop and write your own articles, or include a calendar of upcoming events or a special offer that promotes a new product.

You can also research articles or find “filler” articles by accessing the World Wide Web. You can write about a variety of topics but try to keep your articles short.

Much of the content you put in your newsletter can also be used for your Web site. Microsoft Publisher offers a simple way to convert your newsletter.

“To catch the reader's attention, place an interesting sentence or quote from the story here.”

Inside Story Headline

This story can fit 100-150 words.

The subject matter that appears in newsletters is virtually endless. You can include stories that focus on current technologies or innovations in your field.

You may also want to note business or economic trends, or make predictions for your customers or clients.

If the newsletter is distributed internally, you might comment upon new procedures or improvements to the busi-

ness. Sales figures or earnings will show how your business is growing.

Some newsletters include a column that is updated every issue, for instance, an advice column, a book review, a letter from the president, or an editorial. You can also profile new

Caption describing picture or graphic.



Inside Story Headline

This story can fit 75-125 words.

Selecting pictures or graphics is an important part of adding content to your newsletter.

Think about your article and ask yourself if the picture supports or enhances the message you're trying to convey. Avoid selecting images that appear to be out of context.

Microsoft Publisher includes thousands of clip art images from which you can choose and import into your newsletter. There are also several tools you can use to draw shapes and symbols.

Inside Story Headline



Caption describing picture or graphic.

tool is that you can reuse content from other marketing materials, such as press releases, market studies, and reports.

ful newsletter is making it useful to your readers.

A great way to add useful content to your newsletter is to develop and write your own articles, or include a calendar of upcoming events or a special offer that promotes a new product.

You can also research articles or find “filler” articles by accessing the World Wide Web.

This story can fit 150-200 words.

One benefit of using your newsletter as a promotional

While your main goal of distributing a newsletter might be to sell your product or service, the key to a success-

“To catch the reader's attention, place an interesting sentence or quote from the story here.”

Inside Story Headline

This story can fit 100-150 words.

The subject matter that appears in newsletters is virtually endless. You can include stories that focus on current technologies or innovations in your field.

You may also want to note business or economic trends, or make predictions for your customers or clients.

If the newsletter is distributed internally, you might comment upon new procedures or improvements to the business. Sales figures or

earnings will show how your business is growing.

Some newsletters include a column that is updated every issue, for instance, an advice column, a book review, a letter from the president, or an editorial. You can also profile new employees or top cus-

Inside Story Headline

This story can fit 75-125 words.

Selecting pictures or graphics is an important part of adding content to your newsletter.

Think about your article and ask yourself if the picture

supports or enhances the message you're trying to convey. Avoid selecting images that appear to be out of context.

Microsoft Publisher includes thousands of clip art images from which you can choose and import into your news-

letter. There are also several tools you can use to draw shapes and symbols.

Once you have chosen an image, place it close to the article. Be sure to



Caption describing picture or graphic.



Organization

Te

Primary Business Address
Your Address Line 2
Your Address Line 3
Your Address Line 4
Phone: 555-555-5555
Fax: 555-555-5555
E-mail: someone@example.com

Read
Deuteronomy
5:11-21

Your business tag line here.



Back Page Story Headline

This story can fit 175-225 words.


If your newsletter is folded and mailed, this story will appear on the back. So, it's a good idea to make it easy to read at a glance.

A question and answer session is a good way to quickly capture the attention of readers. You can either compile questions that you've received since the last edition or you can summarize some generic questions that are frequently asked about your organization.

A listing of names and titles of

managers in your organization is a good way to give your newsletter a personal touch. If your organization is small, you may want to list the names of all employees.

If you have any prices of stan-



Caption describing picture or graphic.

dard products or services, you can include a listing of those here. You may want to refer your readers to any other forms of communication that you've created for your organization.

You can also use this space to remind readers to mark their calendars for a regular event, such as a breakfast meeting for vendors every third Tuesday of the month, or a biannual charity auction.

If space is available, this is a good place to insert a clip art image or some other graphic.